




SCHEDA TECNICA MOD. FLEUR




H.SEDUTA 46
 P. SEDUTA 54
 H BRACCIO 63/77
 L BRACCIO 29

3POSTI
 3P 1RCL-3P 2RCL




220

2POSTI
 2P 1RCL-2P 2RCL



178

POLTRONA
 POLTRONA RCL



118

POLTR SBR 3P
 POLTR SBR RCL 3P




80

POLTR SBR 2P
 POLTR SBR RCL 2P




59

3P 1BR
 3P 1BR 1RCL-3P 1BR 2RCL




190

2P 1BR
 2P 1BR 1RCL-2P 1BR 2RCL



148

POLTRONA 1BR.
 POLTR 1BR ABB. AL 3P RCL




110

POLTRONA 1BR.
 POLTR 1BR ABB. AL 2P RCL



89


3P PANCHETTA
 ESTRAIBILE



167

220


2P PANCHETTA
 ESTRAIBILE



167

178


3P 1BR PANCHETTA
 ESTRAIBILE



167

190

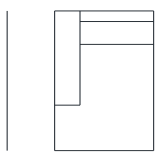
2P 1BR PANCHETTA
 ESTRAIBILE



167

148

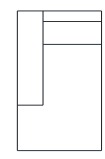
C.L
 ABB. 3POSTI



167

110

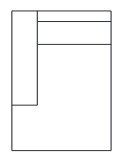
C.L
 ABB. 2POSTI



167

89

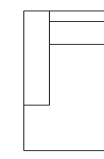
C.L C/CONT.
 ABB. 3POSTI



167

110

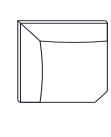
C.L C/CONT.
 ABB. 2POSTI



167

89

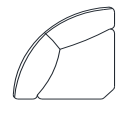
ANGOLO
 QUADRO



95

95

ANGOLO
 CURVO



114

114

POLTR.TERM.
 ABB. AL 3P



134

POLTR.TERM.
 ABB. AL 2P



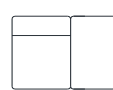
113

POLTR.TERM.
 C/CONT.
 ABB. AL 3P



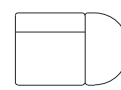
134

POLTR.TERM.
 C/CONT.
 ABB. AL 2P



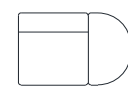
113

POLTR.TERM.
 TONDA
 ABB. AL 2P



136

POLTR.TERM.
 TONDA
 ABB. AL 3P



115

POUF TERM.
 POUF TERM CONT.



95

55

POUF 55X95
 POUF 55X95 CONT.



95

55

POUF 55X85
 POUF 55X85 CONT.



85

55