

SCHEDA TECNICA

Modello DAISY

sognaresofà®



DATA 13/10/2023



SEDUTA IN DENSITA' 30 x KG. E CON SOSPENSIONE A MOLLE GRECHE E SUPPORTO IN FODERA



95

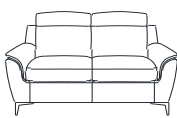
RCL



150


| | |
|-----------|-------|
| P SEDUTA | 54 CM |
| H SEDUTA | 47 CM |
| H BRACCIO | 61 CM |
| L BRACCIO | 26 CM |

3POSTI
3P 1RCL-3P 2RCL



210

2POSTI
2P 1RCL-2P 2RCL



168

POLTRONA
POLTRONA RCL



110

3P 1BR
3P 1BR 1RCL-3P 1BR 2RCL



184

2P 1BR
2P 1BR 1RCL-2P 1BR 2RCL



142

POLTRONA 1BR.
ABB. AL 3P RCL



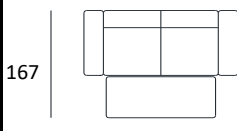
105

POLTRONA 1BR.
ABB. AL 2P RCL



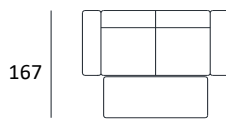
84

3P PANCHETTA
ESTRAIBILE



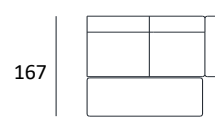
210

2P PANCHETTA
ESTRAIBILE



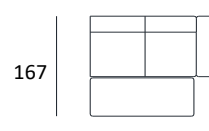
168

3P 1BR PANCHETTA
ESTRAIBILE



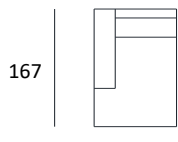
184

2P 1BR PANCHETTA
ESTRAIBILE



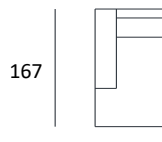
142

C.L
ABB. 3POSTI



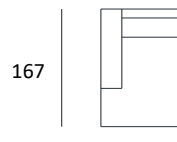
105

C.L
ABB. 2POSTI



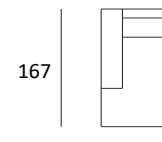
84

C.L C/CONT.
ABB. 3POSTI



105

C.L C/CONT.
ABB. 2POSTI



84

ANGOLO
CURVO



114

ANGOLO
QUADRO



95

POLTR.TERM.
ABB. AL 3P



134

POLTR.TERM.
ABB. AL 2P



113

POLTR.TERM.
C/CONT.
ABB. AL 3P



134

POLTR.TERM.
C/CONT.
ABB. AL 2P



113

POLTR.TERM.
TONDA
ABB. AL 3P



136

POLTR.TERM.
TONDA
ABB. AL 2P



115