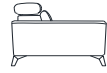




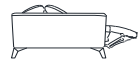
SCHEDA TECNICA

MOD. SPENCER

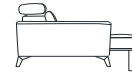
83/102



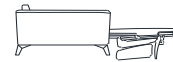
110



157



134



218

59

cod. 300
3P FISSO



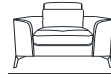
206

cod. 200
2P FISSO



186

cod. 100



117

H.SEDUTA	47
P. SEDUTA	59

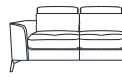
H BRACCIO	61
L BRACCIO	24

cod. 301-303
3POSTI 1BR.



182

cod. 201-203
2POSTI 1BR.



162

cod. 126-128
POLTRONA 1BR. 3P



103

cod. 121-123
POLTRONA 1BR. 2P



93

cod. 127
POLTRONA SBR. 3P



79

cod. 122
POLTRONA S.BR. 2P



69

cod. 160
POLTR. RELAX



117

cod. 168-169
POLTR. 1BR. RCL 3P



103

cod. 162-164
POLTR. 1BR. RCL 2P



93

cod. 501-502
C.L. 3P



181

103

cod. 504-505
C.L. 2P



181

93

cod. 541-542
C.L. CONT. 3P



181

103

cod. 535-536
C.L. CONT. 2P



181

93

cod. 157
POLTRONA
CON SLITTA



117

cod. 151-153
POLTRONA 1BR. 3P
CON SLITTA



103

cod. 154-156
POLTRONA 1BR. 2P
CON SLITTA



93

cod. 152
POLTRONA SBR. 3P
CON SLITTA



79

cod. 155
POLTRONA S.BR. 2P
CON SLITTA



69

cod. 910-911
POLTRONA TERMINALE 3P



136

cod. 181-183
POLTRONA TERMINALE 2P



126

cod. 550
ANGOLO QUADRO



112

112

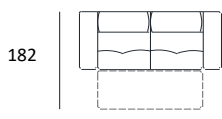
cod. 073
POUF 107x55



107

55

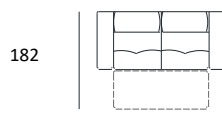
cod. 326
3 POSTI
PANCHETTA ESTRAIBILE



182

206

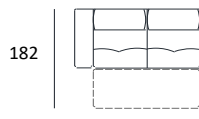
cod. 229
2 POSTI
PANCHETTA ESTRAIBILE



182

186

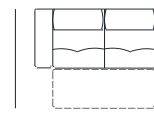
cod. 323-327
3 POSTI 1BRACCIO
PANCHETTA ESTRAIBILE



182

182

cod. 223-228
2 POSTI 1 BRACCIO
PANCHETTA ESTRAIBILE



182

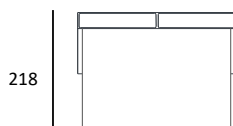
162

cod. F01-F03
BRACCIO
DX/SX



24

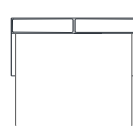
cod. 3F5
3POSTI S.BR.
LETTO FAST



218

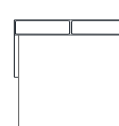
182

cod. 2F0
2P MAXI S.BR.
LETTO FAST



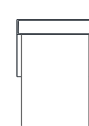
162

cod. 2F5
2POSTI S.BR.
LETTO FAST



142

cod. 1F5
POLTRONA S.BR.
LETTO FAST



92

RIVESTIMENTO

DA CAMPIONARIO RIVESTIMENTI CUBO ROSSO

STRUTTURA

IN LEGNO SUDDIVISA IN PERCENTUALE TRA ABETE MULTISTRATO TRUCIOLARE E MASONITE

IMBOTTITURA

SEDUTA	SCHIENALE	BRACCI
POLIURETANO ESPANSO	POLIURETANO ESPANSO	POLIURETANO ESPANSO
DENSITA' 35 x KG.		

SISTEMA DI SOSPENSIONI

SEDUTA	CINGHIA ELASTICA	
SCHIENALE	CINGHIA ELASTICA	

PIEDI

IN METALLO H.13,5 CM

CARATTERISTICHE

OPTIONAL

NOTE

PER VERSIONE LETTO

RETE PREVISTA: ELETTROSALDATA

MATERASSI PREVISTI:

- STANDARD: IN POLIURETANO ESPANSO DENSITA' 25 H.14 IN TESSUTO STRETCH NON SFODERABILE.

DIMENSIONI MATERASSO PER VERSIONE:

- 3POSTI 160x200x14
- 2P MAXI 140x200x14
- 2POSTI 120x200x14
- POLTRONA 70x200x14

PER VERSIONE SLITTA

IL MOVIMENTO DELLA MECCANISMO SLITTA E' PREVISTO SOLO MANUALE.